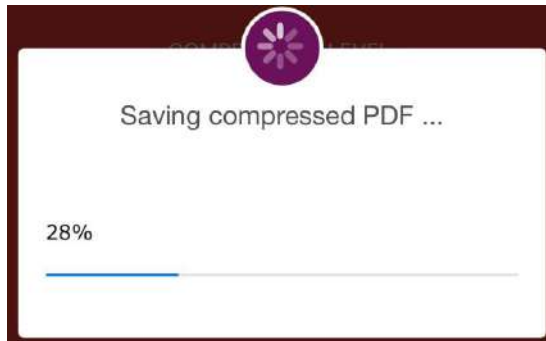




Step 4: Please select **Save compressed PDF** if the PDF matches the required size



Step 5: After you select save, below window would appear while the option selected is **processed**.

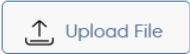


Step 6: Tap on the file to **save** it further on your device



Save 7: After saving the file, visit the Air Suvidha portal and click on upload for the file to get uploaded.

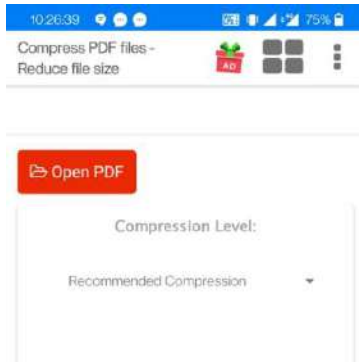
**Upload RT-PCR Negative Certificate\***  
Test should be taken within 72 hours of departure.  
Upload file type PDF  
The maximum upload size is 1MB.  
File name with any special characters and space are not permitted. Only hyphen and underscore permitted.



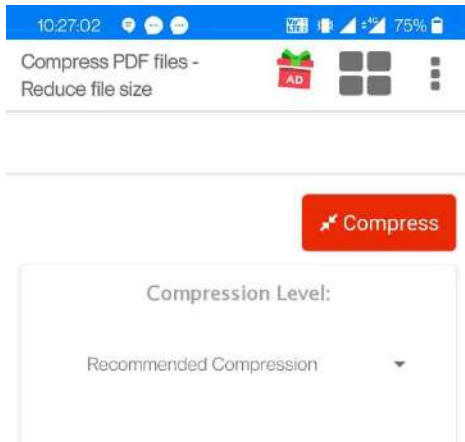
**Android Users-**

Step 1: **Download** PDF ‘Compressor-Compress PDF’ app from the **Play Store**


Step 2: **Upload file by clicking Open PDF** to be compressed in the app



Step 3 Select the **compression level** from the drop down



Step 4: Please select **Save compressed PDF** if the PDF matches the asked size

 Information compressed PDF

Your PDF are now 14.25% smaller!

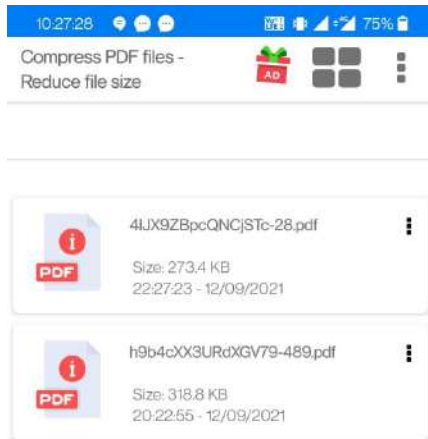
318.8 KB -> 273.4 KB

Do you want to save it or change  
compression level?

[SAVE COMPRESSED PDF](#)

[CHANGE COMPRESSION LEVEL](#)

Step 5: **Tap** on the file to **save** it further on your device



Save 6: After saving the file, visit the **Air Suvridha portal** and click on **upload** for the file to get uploaded.

**Upload RT-PCR Negative Certificate\***

Test should be taken within 72 hours of departure.

Upload file type PDF

The maximum upload size is 1MB.

File name with any special characters and space are not permitted. Only hyphen and underscore permitted.

 Upload File